Read and compare scaled graphs · Workbook

Use the numbers on each scale to find the value of a bar. Use the graph on the right to answer the questions.

Name: _____ Date: _____

Vehicle depot

1 **Use the table to draw the bars. Each step is 3.**

A Truck	B Van	C Train	D Bus
9	6	3	15

2 **Read the scaled graph.**



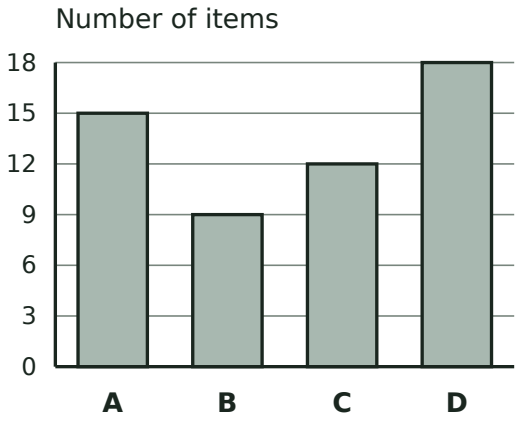

a) Which group has the most? ☐

b) How many in groups D and A altogether? ☐

c) How many more in group D than in group A? ☐

Read and compare scaled graphs · Workbook

Use the numbers on each scale to find the value of a bar. Use the graph on the right to answer the questions.

Name: _____ Date: _____

Garden shed

1 **Use the table to draw the bars. Each step is 5.**

A Shovel	B Leaf	C Pot	D Flower
30	15	25	5

2 **Read the scaled graph.**



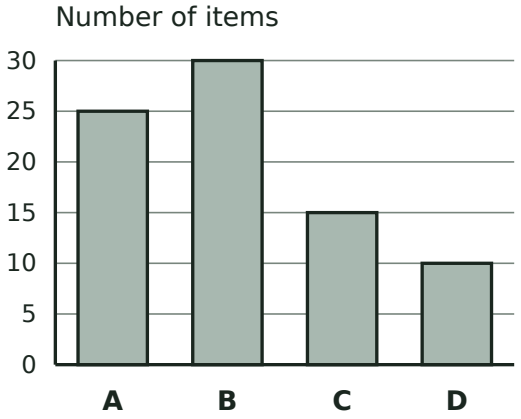

a) Which group has the most? ☐

b) How many in groups B and A altogether? ☐

c) How many more in group B than in group A? ☐

Read and compare scaled graphs · Workbook

Use the numbers on each scale to find the value of a bar. Use the graph on the right to answer the questions.

Name: _____ Date: _____

Tool bench

1 **Use the table to draw the bars. Each step is 2.**

A Saw	B Hammer	C Brush	D Wrench
10	8	12	6

2 **Read the scaled graph.**



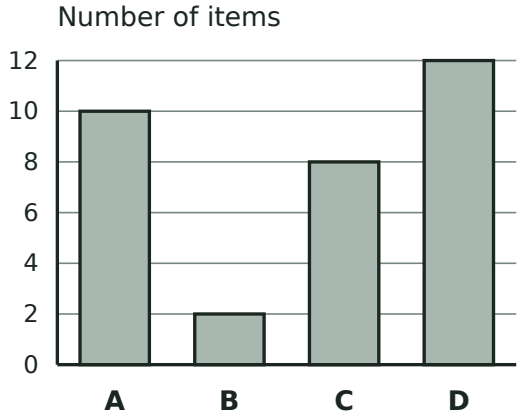

a) Which group has the most? ☐

b) How many in groups D and A altogether? ☐

c) How many more in group D than in group A? ☐

Read and compare scaled graphs · Workbook

Use the numbers on each scale to find the value of a bar. Use the graph on the right to answer the questions.

Name: _____ Date: _____

Picnic basket

1 **Use the table to draw the bars. Each step is 3.**

A Cup	B Sandwich	C Napkin	D Bottle
12	9	3	15

2 **Read the scaled graph.**



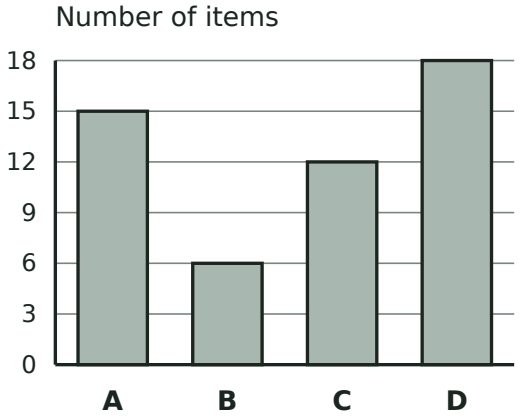

a) Which group has the most? _____

b) How many in groups D and A altogether? _____

c) How many more in group D than in group A? _____

Read and compare scaled graphs · Workbook

Use the numbers on each scale to find the value of a bar. Use the graph on the right to answer the questions.

Name: _____ Date: _____

In the sky

1 **Use the table to draw the bars. Each step is 5.**

A Kite	B Star	C Plane	D Rocket
30	15	25	5

2 **Read the scaled graph.**



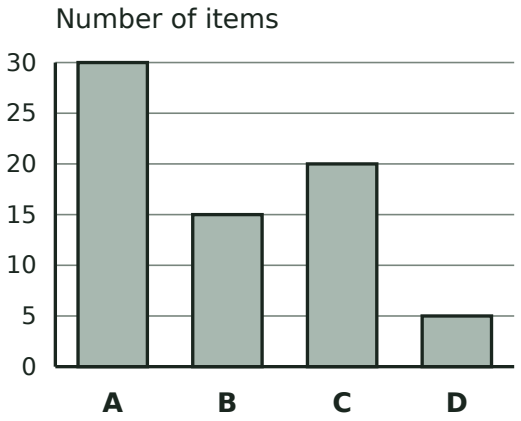

a) Which group has the most? ☐

b) How many in groups A and C altogether? ☐

c) How many more in group A than in group C? ☐