Tallies and bars · Workbook

Sort the pictures by kind. Start each bar in its first box. Then answer questions about the bars in part 2.

Name: _____ Date: _____

Vehicle depot

1 **Make tallies, then shade one square per item.**

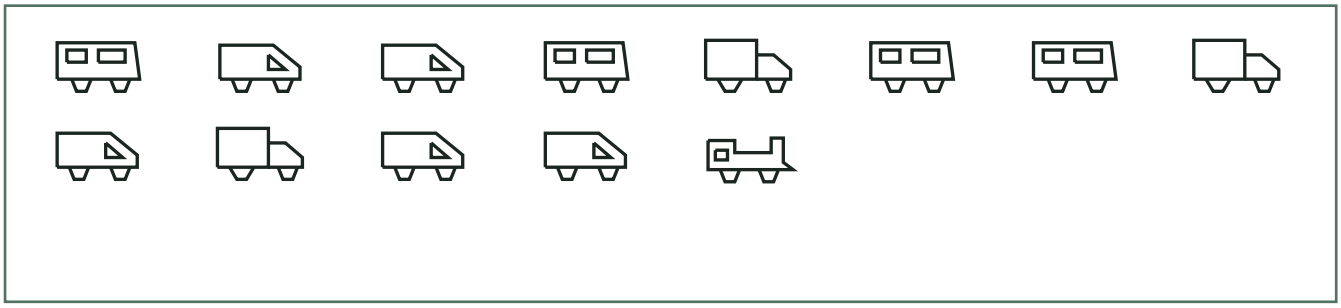

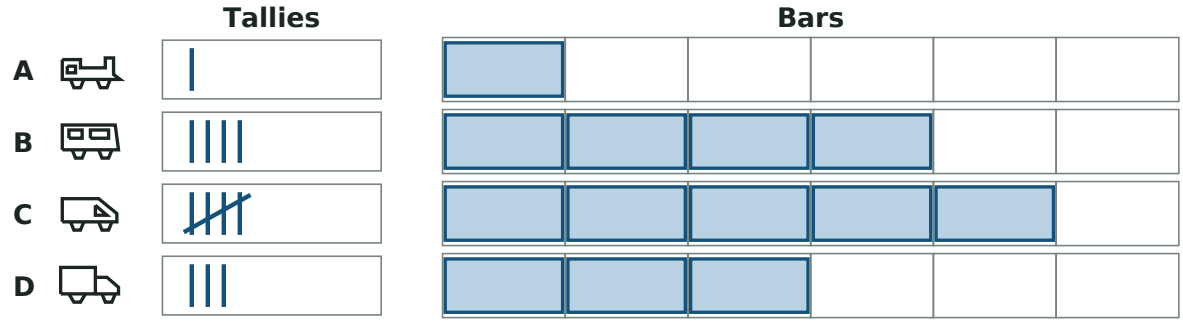

2 **Read these bars.**



a) Which group has the most? **C**

b) How many in group D? **5**

Tallies and bars · Workbook

Sort the pictures by kind. Start each bar in its first box. Then answer questions about the bars in part 2.

Name: _____ Date: _____

Garden shed

1 **Make tallies, then shade one square per item.**

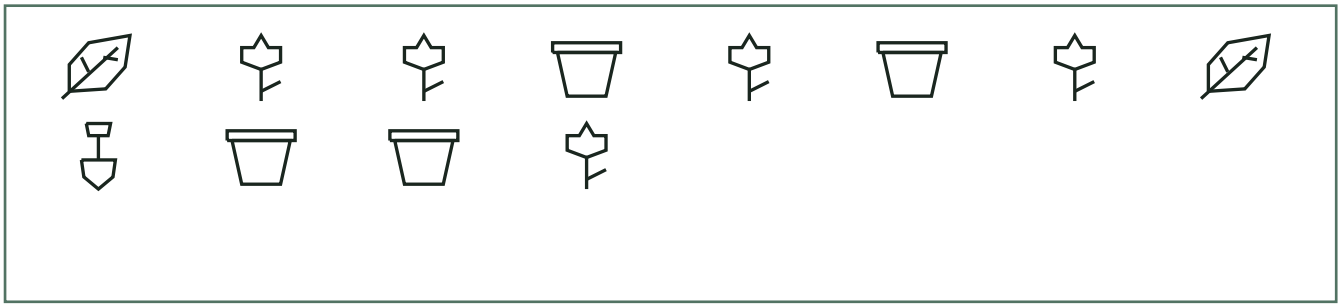

	Tallies	Bars
A	I	
B	II	
C	IIII	
D	IIII	

2 **Read these bars.**

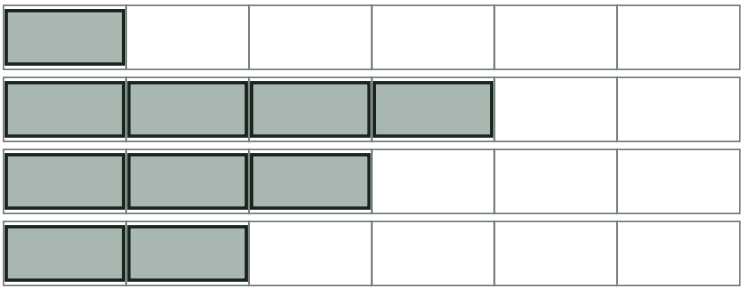

a) Which group has the most? **B**

b) How many in group C? **3**

Tallies and bars · Workbook

Sort the pictures by kind. Start each bar in its first box. Then answer questions about the bars in part 2.

Name: _____ Date: _____

Tool bench

1 **Make tallies, then shade one square per item.**

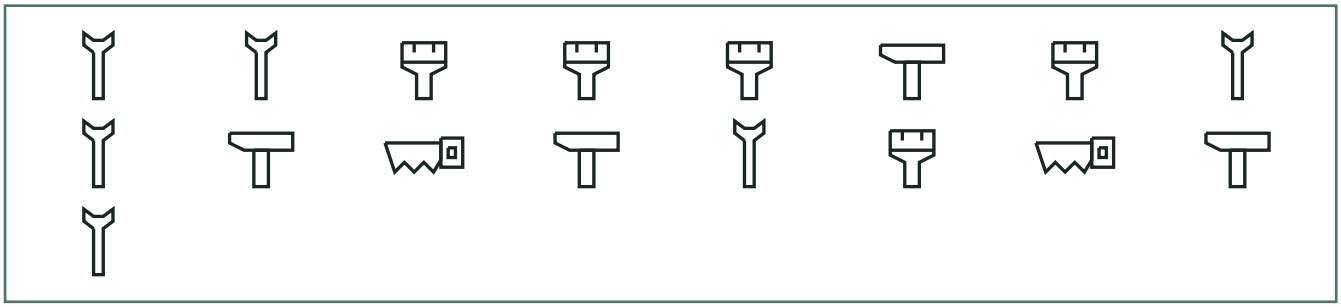

	Tallies	Bars
A	||	
B	||||		
C	||||	
D	||||	

2 **Read these bars.**



a) Which group has the most? **D**

b) How many in group A? **4**

Tallies and bars · Workbook

Sort the pictures by kind. Start each bar in its first box. Then answer questions about the bars in part 2.

Name: _____ Date: _____

Picnic basket

1 **Make tallies, then shade one square per item.**

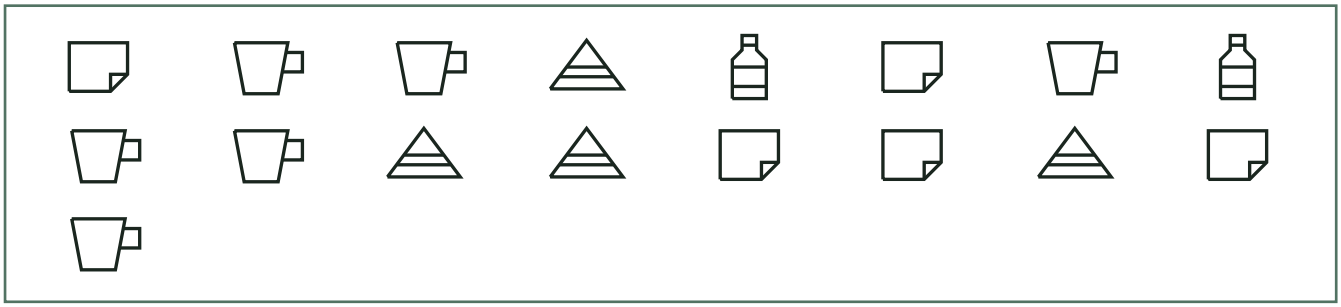

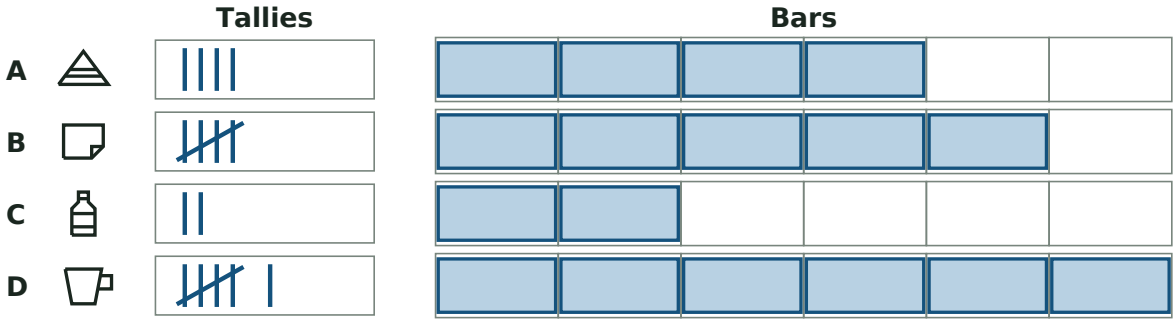

2 **Read these bars.**



a) Which group has the most? **B**

b) How many in group A? **5**

Tallies and bars · Workbook

Sort the pictures by kind. Start each bar in its first box. Then answer questions about the bars in part 2.

Name: _____ Date: _____

In the sky

1 **Make tallies, then shade one square per item.**

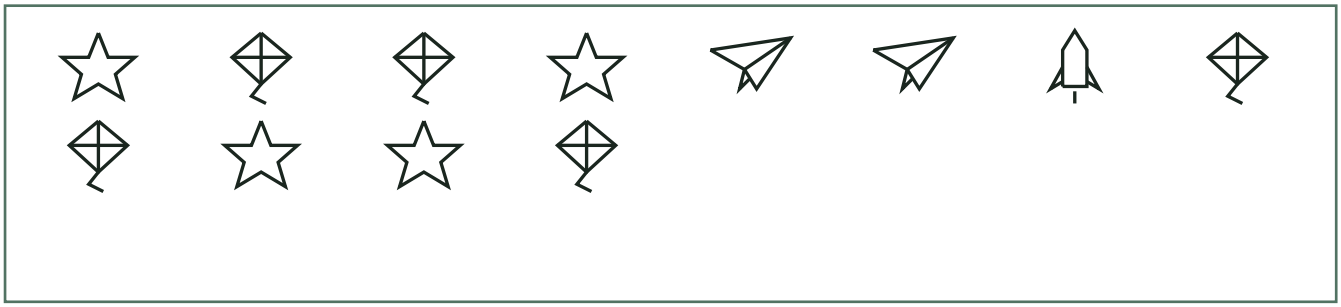

	Tallies	Bars
A	||	2
B			1
C	||||	4
D	~~||||~~	5

2 **Read these bars.**

	Bars
A	4
B	2
C	6
D	1

a) Which group has the most? **C**

b) How many in group A? **4**