Turn shapes and count corners · Workbook

Use the directions and shapes on each page. An adult can read the directions aloud.

Name: _____ Date: _____

Tile Inspector

Circle the tile that fits the clue. Some tiles are turned.

Turning a shape leaves its sides and corners the same.

1 Triangle



A



B



C

2 4 straight sides



A



B



C

3 5 straight sides

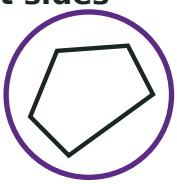

A



B



C

4 Square



A



B



C

Turn shapes and count corners · Workbook

Use the directions and shapes on each page. An adult can read the directions aloud.

Name: _____ Date: _____

Robot Parts Tray

Count straight sides. Tick one box in each row.

Turning a shape leaves its sides and corners the same.

		3 straight sides	4 or 5 straight sides
1		☑	☐
2		☐	☑
3		☑	☐
4		☐	☑
5		☑	☐
6	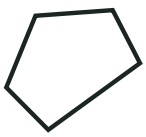	☐	☑

Turn shapes and count corners · Workbook

Use the directions and shapes on each page. An adult can read the directions aloud.

Name: _____ Date: _____

Shape Notebook

Count the straight sides and corners. Write both counts.

Turning a shape leaves its sides and corners the same.

		Straight sides	Corners
1		4	4
2		3	3
3		5	5
4		4	4