Sort shapes by right angles · Workbook

Use the directions and shapes on each page. An adult can read the directions aloud.

Name: _____ Date: _____

Tile Inspector

Circle the tile that fits the clue. Use the corner guide.

Right angle: a corner like this guide. You can turn the guide in your mind.



1 Exactly 1 right angle



A



B



C

2 4 straight sides



A



B



C

3 4 right angles



A



B



C

4 No right angles



A

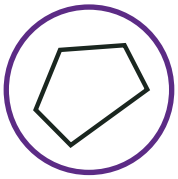

B



C

Sort shapes by right angles · Workbook

Use the directions and shapes on each page. An adult can read the directions aloud.

Name: _____ Date: _____

Robot Parts Tray

Use the corner guide. Tick one box in each row.

Right angle: a corner like this guide. You can turn the guide in your mind.



		No right angles	At least 1 right angle
1		☑	☐
2		☑	☐
3		☐	☑
4		☑	☐
5	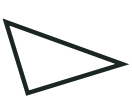	☐	☑
6		☐	☑

Sort shapes by right angles · Workbook

Use the directions and shapes on each page. An adult can read the directions aloud.

Name: _____ Date: _____

Shape Notebook

Count the straight sides and right angles. Write both counts.

Right angle: a corner like this guide. You can turn the guide in your mind.



		Straight sides	Right angles
1		3	0
2		3	1
3	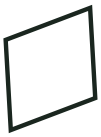	4	0
4		4	4