Name the equal shares · Workbook 01

Each bar is one whole. Count the grey shares and name them: for example, 2 thirds. Use halves, thirds or quarters.

Name: _____

Date: _____

1.

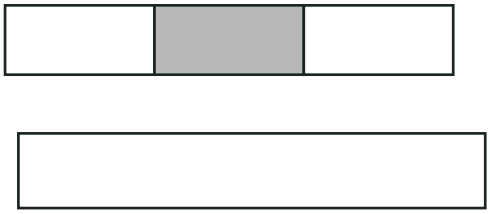

2.

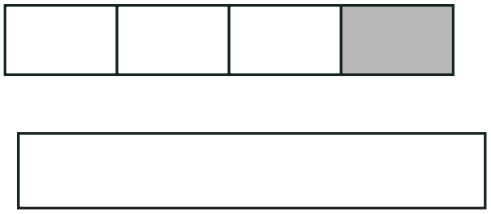

3.

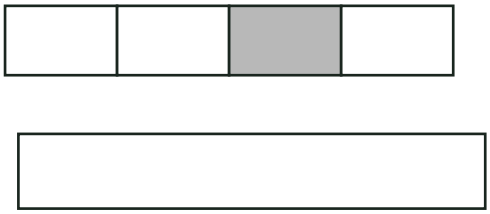

4.

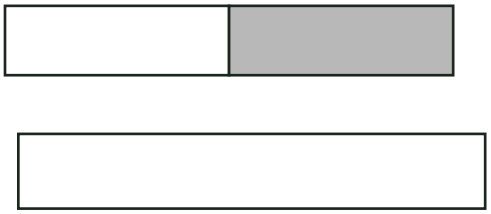

5.

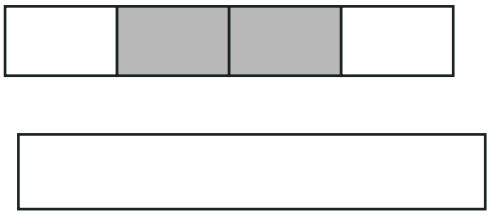

6.

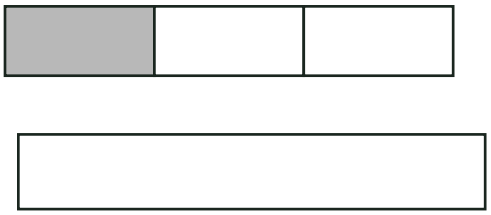

Name the equal shares · Workbook 01

Each bar is one whole. Count the grey shares and name them: for example, 2 thirds. Use halves, thirds or quarters.

Name: _____

Date: _____

1.





2.





3.





4.





5.





6.





Name the equal shares · Workbook 01

Each bar is one whole. Count the grey shares and name them: for example, 2 thirds. Use halves, thirds or quarters.

Name: _____

Date: _____

1.



2.



3.



4.



5.



6.



Name the equal shares · Workbook 01

Each bar is one whole. Count the grey shares and name them: for example, 2 thirds. Use halves, thirds or quarters.

Name: _____

Date: _____

1.

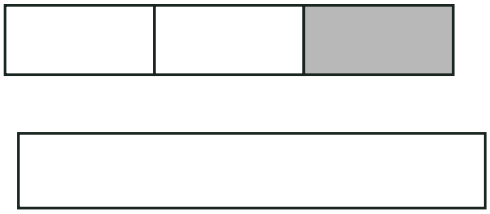

2.

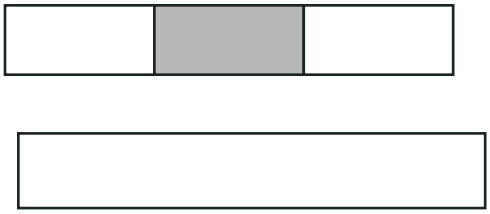

3.

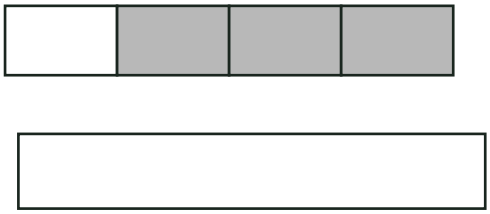

4.

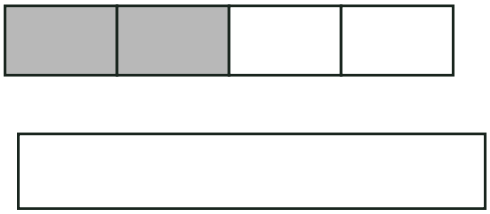

5.

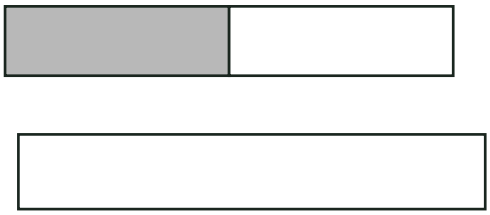

6.

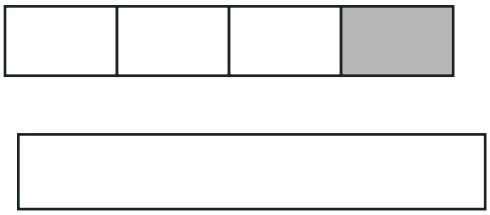

Name the equal shares · Workbook 01

Each bar is one whole. Count the grey shares and name them: for example, 2 thirds. Use halves, thirds or quarters.

Name: _____

Date: _____

1.



2.



3.



4.



5.



6.

