Compare les fractions · Cahier 02

Les deux bandes représentent des touts de même taille. Compare les fractions grisées. Écris <, = ou > dans la case.

Prénom: _____ Date: _____

1.

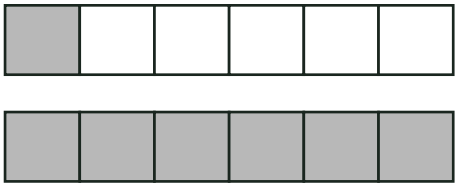

1/6 < 6/6

2.

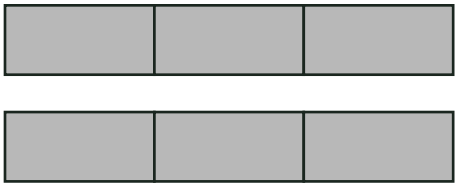

3/3 = 3/3

3.

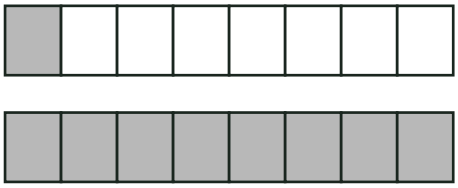

1/8 < 8/8

4.

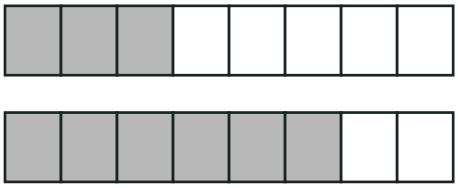

3/8 < 6/8

5.

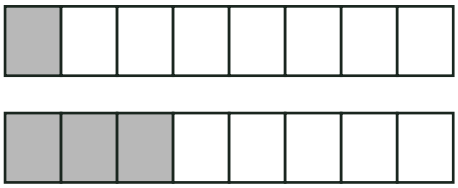

1/8 < 3/8

6.

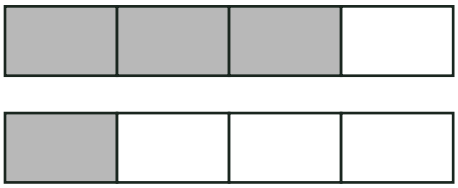

3/4 > 1/4

Compare les fractions · Cahier 02

Les deux bandes représentent des touts de même taille. Compare les fractions grisées. Écris <, = ou > dans la case.

Prénom: _____ Date: _____

1.

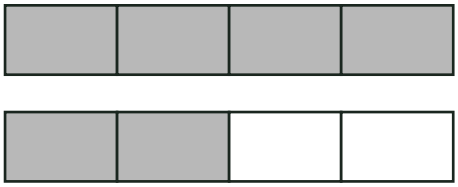

4/4 [>] 2/4

2.

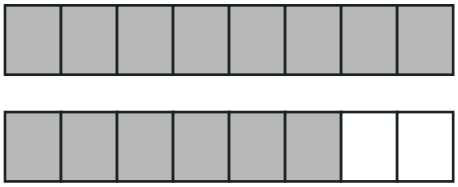

8/8 [>] 6/8

3.

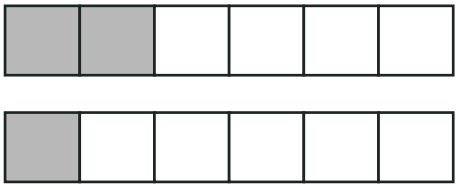

2/6 [>] 1/6

4.

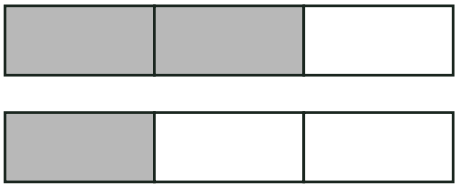

2/3 [>] 1/3

5.

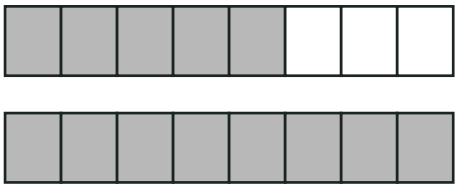

5/8 [<] 8/8

6.

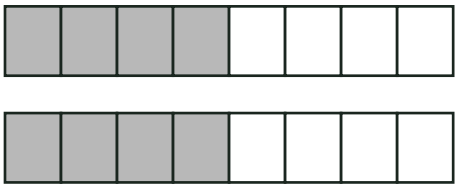

4/8 [=] 4/8

Compare les fractions · Cahier 02

Les deux bandes représentent des touts de même taille. Compare les fractions grisées. Écris <, = ou > dans la case.

Prénom: _____ Date: _____

1.

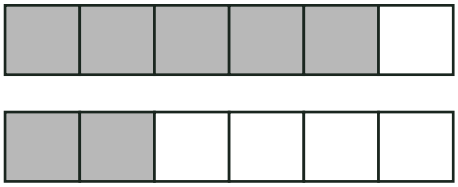

5/6 **>** 2/6

2.

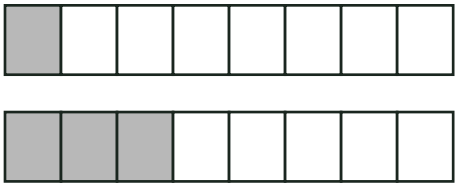

1/8 **<** 3/8

3.

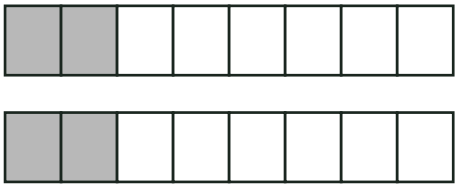

2/8 **=** 2/8

4.

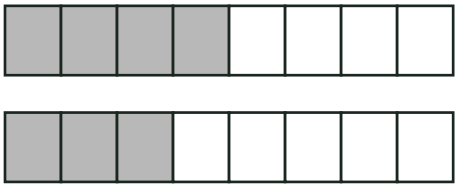

4/8 **>** 3/8

5.

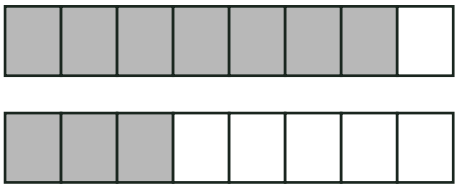

7/8 **>** 3/8

6.

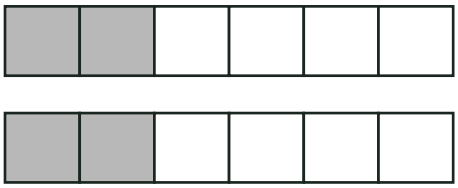

2/6 **=** 2/6

Compare les fractions · Cahier 02

Les deux bandes représentent des touts de même taille. Compare les fractions grisées. Écris <, = ou > dans la case.

Prénom: _____ Date: _____

1.





2/6 [<] 4/6

2.





2/3 [=] 2/3

3.





3/4 [>] 1/4

4.





8/8 [=] 8/8

5.





2/8 [>] 1/8

6.





8/8 [>] 5/8

Compare les fractions · Cahier 02

Les deux bandes représentent des touts de même taille. Compare les fractions grisées. Écris <, = ou > dans la case.

Prénom: _____ Date: _____

1.

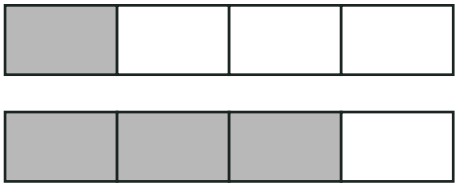

1/4 **<** 3/4

2.

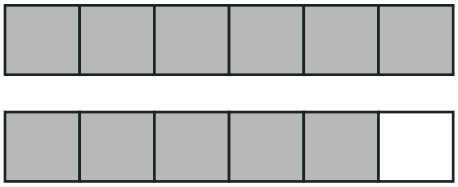

6/6 **>** 5/6

3.

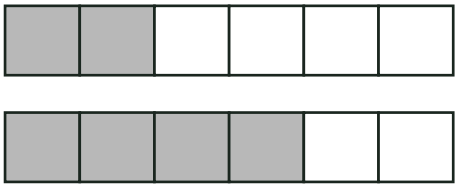

2/6 **<** 4/6

4.

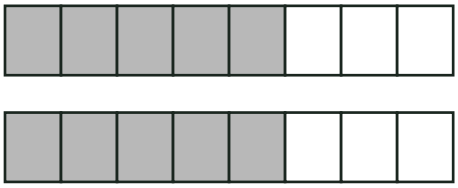

5/8 **=** 5/8

5.

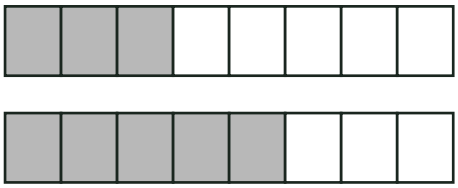

3/8 **<** 5/8

6.

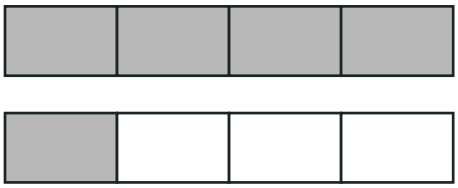

4/4 **>** 1/4