Compare fractions · Workbook 02

Both bars represent the same-sized whole. Compare the grey fractions. Write <, = or > in the box.

Name: _____

Date: _____

1.



1/6 ☐ 6/6

2.



3/3 ☐ 3/3

3.



1/8 ☐ 8/8

4.



3/8 ☐ 6/8

5.



1/8 ☐ 3/8

6.



3/4 ☐ 1/4

Compare fractions · Workbook 02

Both bars represent the same-sized whole. Compare the grey fractions. Write <, = or > in the box.

Name: _____

Date: _____

1.

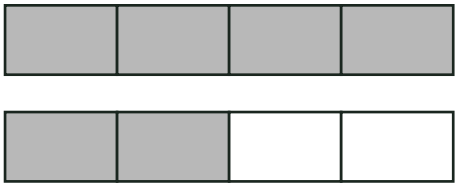

4/4 ☐ 2/4

2.

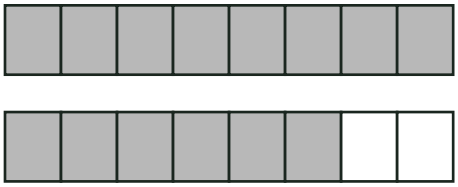

8/8 ☐ 6/8

3.

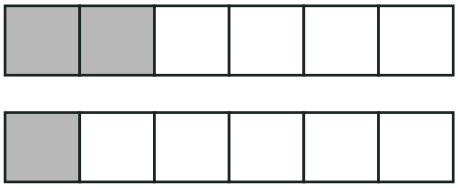

2/6 ☐ 1/6

4.

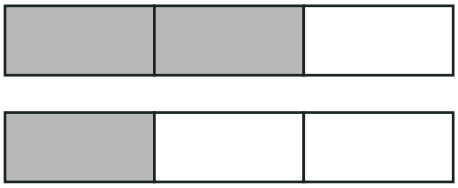

2/3 ☐ 1/3

5.

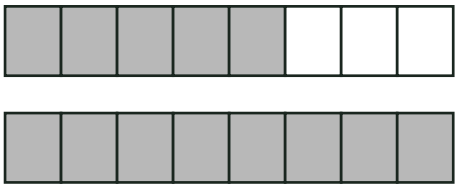

5/8 ☐ 8/8

6.

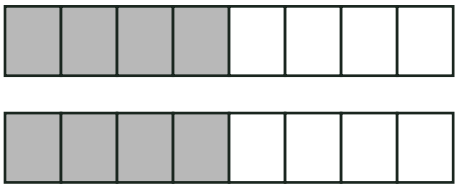

4/8 ☐ 4/8

Compare fractions · Workbook 02

Both bars represent the same-sized whole. Compare the grey fractions. Write <, = or > in the box.

Name: _____

Date: _____

1.





5/6 ☐ 2/6

2.





1/8 ☐ 3/8

3.





2/8 ☐ 2/8

4.





4/8 ☐ 3/8

5.





7/8 ☐ 3/8

6.





2/6 ☐ 2/6

Compare fractions · Workbook 02

Both bars represent the same-sized whole. Compare the grey fractions. Write <, = or > in the box.

Name: _____

Date: _____

1.



2/6 ☐ 4/6

2.



2/3 ☐ 2/3

3.



3/4 ☐ 1/4

4.



8/8 ☐ 8/8

5.



2/8 ☐ 1/8

6.



8/8 ☐ 5/8

Compare fractions · Workbook 02

Both bars represent the same-sized whole. Compare the grey fractions. Write <, = or > in the box.

Name: _____

Date: _____

1.



1/4 ☐ 3/4

2.



6/6 ☐ 5/6

3.



2/6 ☐ 4/6

4.



5/8 ☐ 5/8

5.



3/8 ☐ 5/8

6.



4/4 ☐ 1/4