Follow the Arrows · Grade 1 · Workbook 02

Start at the circle. Read the arrows from left to right, then go to the next row if there is one. The number tells you how many squares to move. Draw your route.

Name: _____ Date: _____





Follow the Arrows · Grade 1 · Workbook 02

Start at the circle. Read the arrows from left to right, then go to the next row if there is one. The number tells you how many squares to move. Draw your route.

Name: _____ Date: _____

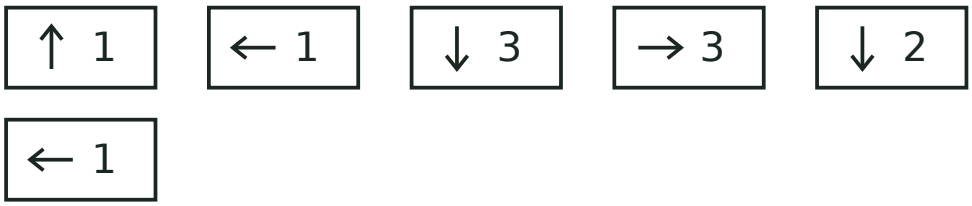



Follow the Arrows · Grade 1 · Workbook 02

Start at the circle. Read the arrows from left to right, then go to the next row if there is one. The number tells you how many squares to move. Draw your route.

Name: _____ Date: _____

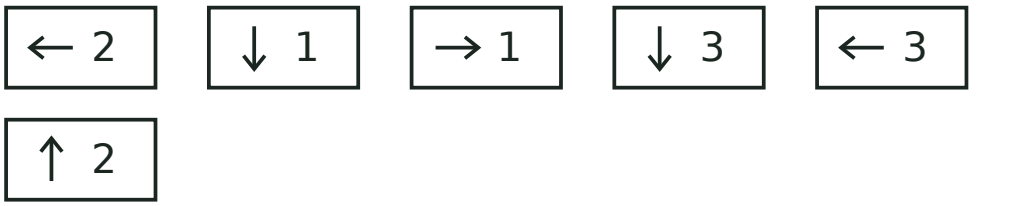



Follow the Arrows · Grade 1 · Workbook 02

Start at the circle. Read the arrows from left to right, then go to the next row if there is one. The number tells you how many squares to move. Draw your route.

Name: _____ Date: _____





Follow the Arrows · Grade 1 · Workbook 02

Start at the circle. Read the arrows from left to right, then go to the next row if there is one. The number tells you how many squares to move. Draw your route.

Name: _____ Date: _____

