Order numbers to ten · Workbook

Follow the directions on each page. An adult can read them aloud.

Name: _____ Date: _____

Critter Feeders

Count the dots in each ten-frame. Write <, > or = in the box.
< means fewer than, > means more than, and = means the same number.

1 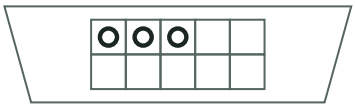 < 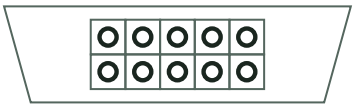

2 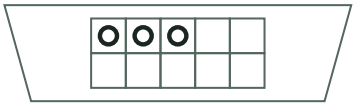 > 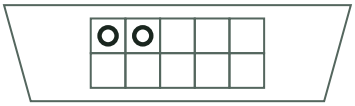

3 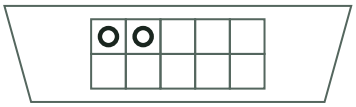 = 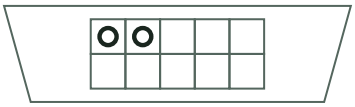

4 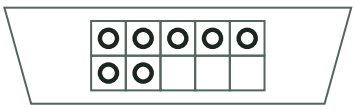 < 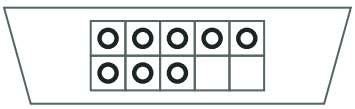

5 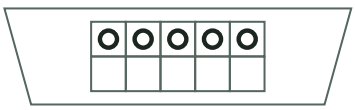 > 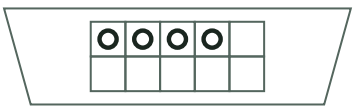

Order numbers to ten · Workbook

Follow the directions on each page. An adult can read them aloud.

Name: _____ Date: _____

Delivery Queue

Count the dots in the ten-frame. Write all three numbers in the boxes below, from the smallest to the largest.

1 | 1 | 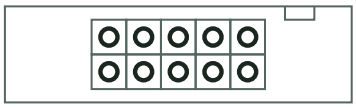 | 2

1 → 2 → 10

2 | 1 | 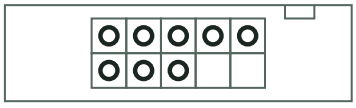 | 4

1 → 4 → 8

3 | 9 | 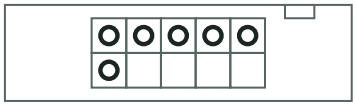 | 10

6 → 9 → 10

4 | 1 | 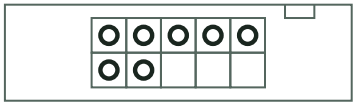 | 6

1 → 6 → 7

5 | 3 | 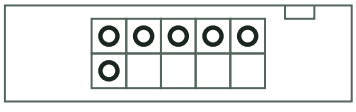 | 5

3 → 5 → 6

Order numbers to ten · Workbook

Follow the directions on each page. An adult can read them aloud.

Name: _____ Date: _____

Twin Tags

Count the dots on the tag before the arrow. Circle the numeral that matches.

1 

2 

3 

4 

5 