Order numbers to ten · Workbook

Follow the directions on each page. An adult can read them aloud.

Name: _____ Date: _____

Critter Feeders

Count the dots in each ten-frame. Write <, > or = in the box.
< means fewer than, > means more than, and = means the same number.

1



2



3



4



5



Order numbers to ten · Workbook

Follow the directions on each page. An adult can read them aloud.

Name: _____ Date: _____

Delivery Queue

Count the dots in the ten-frame. Write all three numbers in the boxes below, from the smallest to the largest.

1

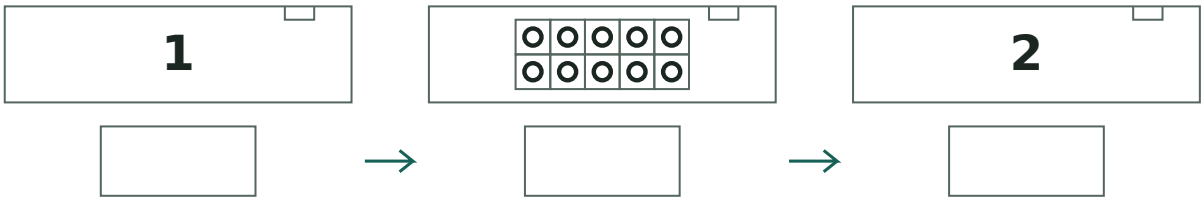

2

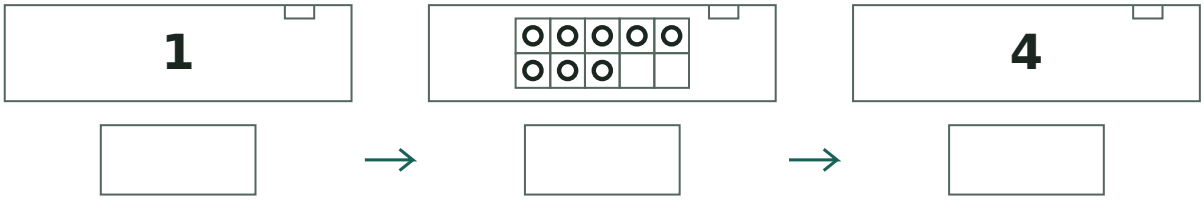

3

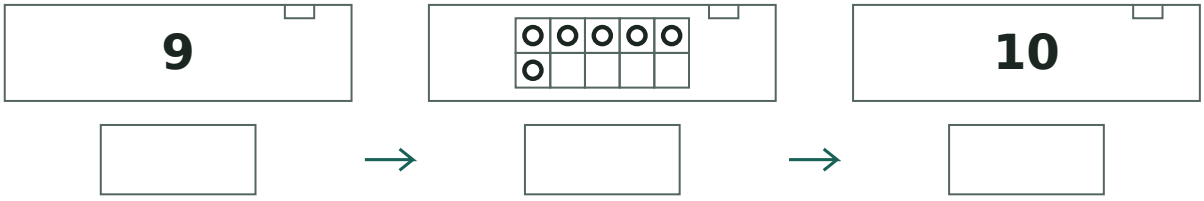

4

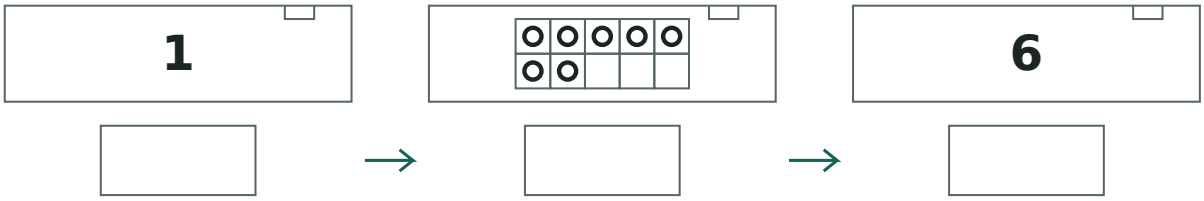

5

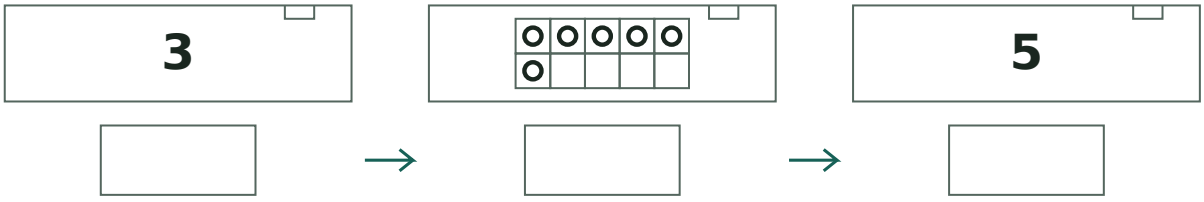

Order numbers to ten · Workbook

Follow the directions on each page. An adult can read them aloud.

Name: _____ Date: _____

Twin Tags

Count the dots on the tag before the arrow. Circle the numeral that matches.

1 

2 

3 

4 

5 